


# E6CP-A

## General-purpose Absolute Encoder with External Diameter of 50 mm

- Absolute model.
- External diameter of 50 mm.
- Resolution: 256 (8-bit).
- Lightweight construction using plastic body.



 Be sure to read *Safety Precautions* on page 5.

## Ordering Information

### Encoders [Refer to *Dimensions* on page 5.]

Power supply voltage	Output configuration	Resolution (divisions)	Connector for H8PS Cam Positioner	Model
5 to 12 VDC	Open-collector output	256 (8-bit)	None	E6CP-AG3C 256P/R 2M
12 to 24 VDC			Supported	E6CP-AG5C 256P/R 2M
				E6CP-AG5C-C 256P/R 2M

Note: When connecting to the H8PS, use the E6CP-AG5C-C, which is connected using a connector. It cannot be used on other models.

### Accessories (Order Separately)

[Dimensions: Refer to *Accessories* for coupling dimensions and to page 5 for the dimensions of other accessories.]

Name	Model	Remarks
Couplings	E69-C06B	Provided with the E6CP-AG3C and E6CP-AG5C.
	E69-C68B	Different end diameter
	E69-C610B	Different end diameter
	E69-C06M	Metal construction
Servo Mounting Bracket	E69-2	Provided with the product. (Three brackets in a set.)
Extension Cable	E69-DF5	5 m
	E69-DF10	10 m
	E69-DF20	20 m

Refer to *Accessories* for details.

## Ratings and Specifications

Item	Model	E6CP-AG3C	E6CP-AG5C	E6CP-AG5C-C
Power supply voltage		5 VDC -5% to 12 VDC +10%, ripple (p-p): 5% max.	12 VDC -10% to 24 VDC +15%, ripple (p-p): 5% max.	
Current consumption*1		90 mA max.	70 mA max.	
Resolution (rotations)		256 (8-bit)		
Output code		Gray code		
Output configuration		Open-collector output		
Output capacity		Applied voltage: 28 VDC max. Sink current: 16 mA max. Residual voltage: 0.4 V max. (at sink current of 16 mA)		
Maximum response frequency*2		5 kHz		
Logic		Negative logic (high = 0, low = 1)		
Accuracy		±1° max.		
Direction of rotation		Output code incremented by CW (as viewed from the end of the shaft)		
Rise and fall times of output		1 μs max. (Control output voltage: 16 V, Load resistance: 1 kΩ, Output cable: 2 m max.)		
Starting torque		0.98 mN·m max.		
Moment of inertia		1 × 10 <sup>-6</sup> kg·m <sup>2</sup> max.		
Shaft loading	Radial	30 N		
	Thrust	20 N		
Maximum permissible speed		1,000 r/min		
Ambient temperature range		Operating: -10 to 55°C (with no icing), Storage: -25 to 85°C (with no icing)		
Ambient humidity range		Operating/Storage: 35% to 85% (with no condensation)		
Insulation resistance		20 MΩ min. (at 500 VDC) between current-carrying parts and case		
Dielectric strength		500 VAC, 50/60 Hz for 1 min between current-carrying parts and case		
Vibration resistance		Destruction: 10 to 55 Hz, 1.5-mm double amplitude for 2 hours each in X, Y, and Z directions		
Shock resistance		Destruction: 1,000 m/s <sup>2</sup> 3 times each in X, Y, and Z directions		
Degree of protection*3		IEC 60529 IP50		
Connection method		Pre-wired Models (Standard cable length: 2 m)		Connector Models (Standard cable length: 2 m)
Material		Case: ABS, Main unit: PPS, Shaft: SUS416, Mounting Bracket: Galvanized iron		
Weight (packed state)		Approx. 200 g		
Accessories		Coupling (excluding Connector Models), Servo Mounting Bracket, Instruction manual		

\*1. An inrush current of approximately 8 A will flow for approximately 0.3 ms when the power is turned ON.

\*2. The maximum electrical response speed is determined by the resolution and maximum response frequency as follows:

$$\text{Maximum electrical response speed (rpm)} = \frac{\text{Maximum response frequency}}{\text{Resolution}} \times 60$$

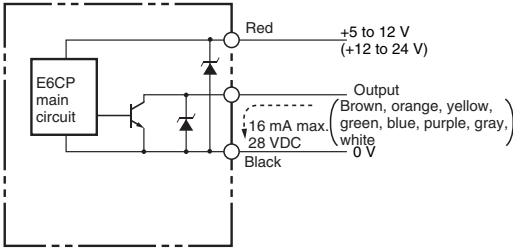
This means that the Rotary Encoder will not operate electrically if its speed exceeds the maximum electrical response speed.

\*3. No protection is provided against water or oil.

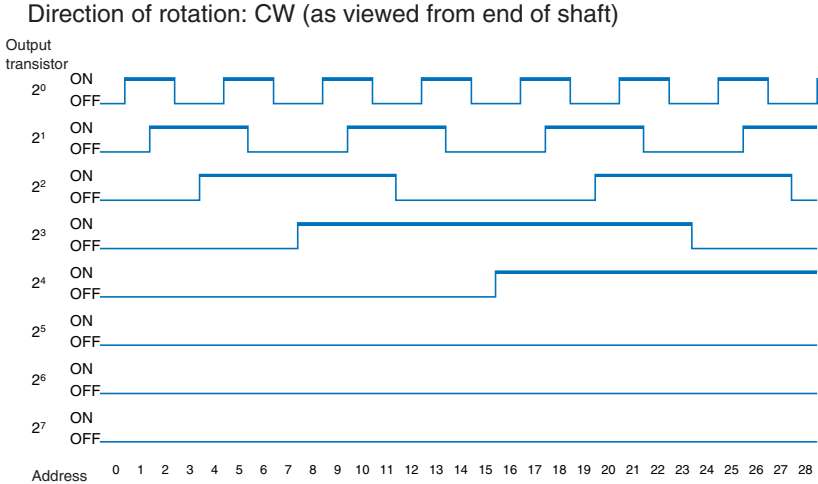
I/O Circuit Diagrams

E6CP-AG3C, E6CP-AG5C	E6CP-AG5C-C
----------------------	-------------

Output Circuits



Output mode



Connection

Color	E6CP-AG3C	E6CP-AG5C
Red	Power supply 5 to 12 VDC	Power supply 12 to 24 VDC
Black	0 V (common)	
Brown	Output 2 <sup>0</sup>	
Orange	Output 2 <sup>1</sup>	
Yellow	Output 2 <sup>2</sup>	
Green	Output 2 <sup>3</sup>	
Blue	Output 2 <sup>4</sup>	
Purple	Output 2 <sup>5</sup>	
Gray	Output 2 <sup>6</sup>	
White	Output 2 <sup>7</sup>	


Note: The circuit is the same for all bit outputs. Each E6CP Rotary Encoder has one main circuit.

Terminal No.	E6CP-AG5C-C
1	Connected internally
2	
3	Output 2 <sup>5</sup>
4	Output 2 <sup>1</sup>
5	Output 2 <sup>0</sup>
6	Output 2 <sup>7</sup>
7	Output 2 <sup>4</sup>
8	Output 2 <sup>2</sup>
9	Output 2 <sup>3</sup>
10	Output 2 <sup>6</sup>
11	---
12	Power supply: 12 to 24 VDC
13	0 V (common)

Note: The circuit is the same for all bit outputs. Each E6CP Rotary Encoder has one main circuit.

## Positioner Connection Example

### H8PS Cam Positioner Connection



Note: The E6CP-AG5C cannot be connected to the H8PS.

#### Ordering Information

Model
H8PS-8A
H8PS-8AP
H8PS-8AF
H8PS-8AFP
H8PS-16A
H8PS-16AP
H8PS-16AF
H8PS-16AFP
H8PS-32A
H8PS-32AP
H8PS-32AF
H8PS-32AFP

#### Specifications

<b>Rated voltage</b>	24 VDC
<b>Cam precision</b>	0.5° (for 720 resolution), 1° (for 256/360 resolution)
<b>No. of output points</b>	8-point output type: 8 cam outputs, 1 RUN output, 1 pulse output 16-point output type: 16 cam outputs, 1 RUN output, 1 pulse output 32-point output type: 32 cam outputs, 1 RUN output, 1 pulse output
<b>Encoder response</b>	RUN mode, test mode: 256/360 resolution ..... 1,600 r/min max. (1,200 r/min when advance compensation is set for four cams or more) 720 resolution ..... 800 r/min max. (600 r/min when advance compensation is set for four cams or more)
<b>Additional functions</b>	<ul style="list-style-type: none"> <li>● Origin compensation (zeroing)</li> <li>● Rotation direction switching</li> <li>● Angle display switching</li> <li>● Teaching</li> <li>● Pulse output</li> <li>● Angle/number of rotations display switching</li> <li>● Puncture *</li> <li>● Angle advance</li> <li>● Number of rotations alarm output</li> <li>● Setting with support software (order separately) *</li> </ul>

Note: For 16-point and 32-point output types only

#### Programmable Controller Connection

Connection is possible with the CQM1H-CPU51 and CQM1H-ABB21.

Refer to the *CQM1H Programmable Controller Catalog (P050)* for details on the CQM1H Programmable Controller.

Safety Precautions

Refer to *Warranty and Limitations of Liability*.

**⚠ WARNING**

This product is not designed or rated for ensuring safety of persons either directly or indirectly. Do not use it for such purposes.



**Precautions for Correct Use**

Do not use the Encoder under ambient conditions that exceed the ratings.

● **Mounting**

For front-surface mounting, the maximum tightening torque is 1.76 N·m. (Effective screw length: 7 mm min.)

● **Wiring**

Spurious pulses may be generated for outputs when power is turned ON. Wait at least 1 s after turning ON the power to the Encoder before using the connected device.

● **Connection**

Spurious pulses may be generated when power is turned ON and OFF. Wait at least 1 s after turning ON the power to the Encoder before using the connected device, and stop using the connected device at least 1 s before turning OFF the power to the Encoder. Also, turn ON the power to the load only after turning ON the power to the Encoder.

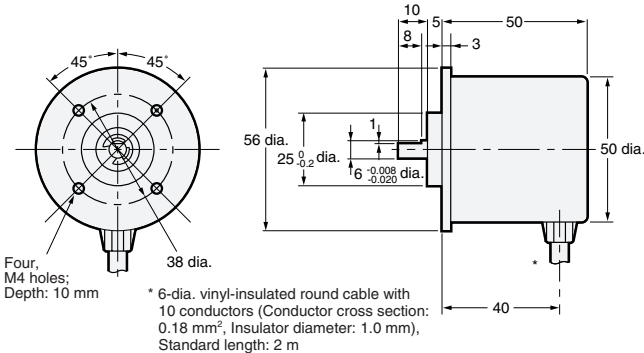

(Unit: mm)

Dimensions

Tolerance class IT16 applies to dimensions in this datasheet unless otherwise specified.

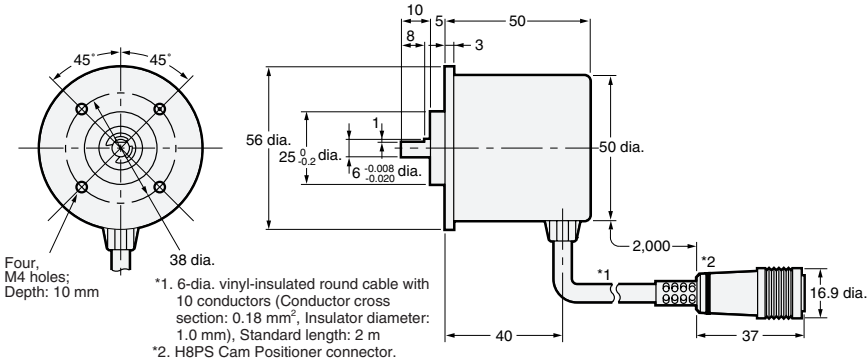
Encoder

E6CP-AG3C  
E6CP-AG5C



The E69-C06B Coupling is provided.

E6CP-AG5C-C



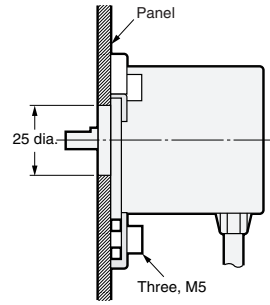
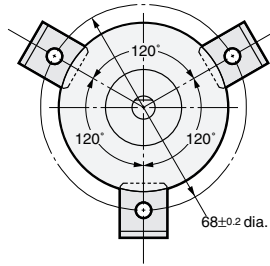
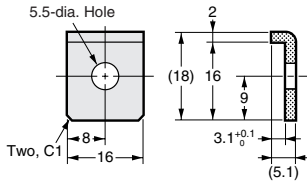
The E69-C06B Coupling is sold separately.

Accessories (Order Separately)

Servo Mounting Bracket

E69-2

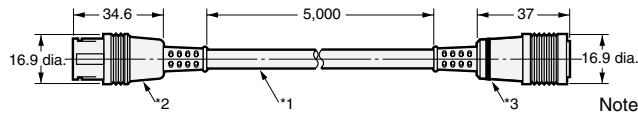

Mounting Bracket Installation



Note: Provided with the product.

Extension Cable

E69-DF5



- \*1. 6-dia. shielded cable with 12 conductors (Conductor cross section: 0.2 mm<sup>2</sup>, Insulator diameter: 1.1 mm), Standard length: 5 m
- \*2. Connects to connector on E6CP-AG5C-C.
- \*3. Connects to H8PS Cam Positioner.

Note: 1. The E69-DF5 (5 m) is also available with the following cable lengths: 10 m, 15 m, 20 m, and 98 m.  
2. Cable can be extended to 100 m when the H8PS Cam Positioner is connected.

Couplings

E69-C06B

E69-C68B

E69-C610B

E69-C06M

Refer to *Accessories* for details.

# Terms and Conditions of Sale

1. **Offer; Acceptance.** These terms and conditions (these "Terms") are deemed part of all quotes, agreements, purchase orders, acknowledgments, price lists, catalogs, manuals, brochures and other documents, whether electronic or in writing, relating to the sale of products or services (collectively, the "Products") by Omron Electronics LLC and its subsidiary companies ("Omron"). Omron objects to any terms or conditions proposed in Buyer's purchase order or other documents which are inconsistent with, or in addition to, these Terms.
2. **Prices; Payment Terms.** All prices stated are current, subject to change without notice by Omron. Omron reserves the right to increase or decrease prices on any unshipped portions of outstanding orders. Payments for Products are due net 30 days unless otherwise stated in the invoice.
3. **Discounts.** Cash discounts, if any, will apply only on the net amount of invoices sent to Buyer after deducting transportation charges, taxes and duties, and will be allowed only if (i) the invoice is paid according to Omron's payment terms and (ii) Buyer has no past due amounts.
4. **Interest.** Omron, at its option, may charge Buyer 1-1/2% interest per month or the maximum legal rate, whichever is less, on any balance not paid within the stated terms.
5. **Orders.** Omron will accept no order less than \$200 net billing.
6. **Governmental Approvals.** Buyer shall be responsible for, and shall bear all costs involved in, obtaining any government approvals required for the importation or sale of the Products.
7. **Taxes.** All taxes, duties and other governmental charges (other than general real property and income taxes), including any interest or penalties thereon, imposed directly or indirectly on Omron or required to be collected directly or indirectly by Omron for the manufacture, production, sale, delivery, importation, consumption or use of the Products sold hereunder (including customs duties and sales, excise, use, turnover and license taxes) shall be charged to and remitted by Buyer to Omron.
8. **Financial.** If the financial position of Buyer at any time becomes unsatisfactory to Omron, Omron reserves the right to stop shipments or require satisfactory security or payment in advance. If Buyer fails to make payment or otherwise comply with these Terms or any related agreement, Omron may (without liability and in addition to other remedies) cancel any unshipped portion of Products sold hereunder and stop any Products in transit until Buyer pays all amounts, including amounts payable hereunder, whether or not then due, which are owing to it by Buyer. Buyer shall in any event remain liable for all unpaid accounts.
9. **Cancellation; Etc.** Orders are not subject to rescheduling or cancellation unless Buyer indemnifies Omron against all related costs or expenses.
10. **Force Majeure.** Omron shall not be liable for any delay or failure in delivery resulting from causes beyond its control, including earthquakes, fires, floods, strikes or other labor disputes, shortage of labor or materials, accidents to machinery, acts of sabotage, riots, delay in or lack of transportation or the requirements of any government authority.
11. **Shipping; Delivery.** Unless otherwise expressly agreed in writing by Omron:
  - a. Shipments shall be by a carrier selected by Omron; Omron will not drop ship except in "break down" situations.
  - b. Such carrier shall act as the agent of Buyer and delivery to such carrier shall constitute delivery to Buyer;
  - c. All sales and shipments of Products shall be FOB shipping point (unless otherwise stated in writing by Omron), at which point title and risk of loss shall pass from Omron to Buyer; provided that Omron shall retain a security interest in the Products until the full purchase price is paid;
  - d. Delivery and shipping dates are estimates only; and
  - e. Omron will package Products as it deems proper for protection against normal handling and extra charges apply to special conditions.
12. **Claims.** Any claim by Buyer against Omron for shortage or damage to the Products occurring before delivery to the carrier must be presented in writing to Omron within 30 days of receipt of shipment and include the original transportation bill signed by the carrier noting that the carrier received the Products from Omron in the condition claimed.
13. **Warranties.** (a) **Exclusive Warranty.** Omron's exclusive warranty is that the Products will be free from defects in materials and workmanship for a period of twelve months from the date of sale by Omron (or such other period expressed in writing by Omron). Omron disclaims all other warranties, express or implied. (b) **Limitations.** OMRON MAKES NO WARRANTY OR REPRESENTATION, EXPRESS OR IMPLIED, ABOUT NON-INFRINGEMENT, MERCHANTABILITY OR FITNESS FOR A PARTICULAR PURPOSE OF THE PRODUCTS. BUYER ACKNOWLEDGES THAT IT ALONE HAS DETERMINED THAT THE PRODUCTS WILL SUITABLY MEET THE REQUIREMENTS OF THEIR INTENDED USE. Omron further disclaims all warranties and responsibility of any type for claims or expenses based on infringement by the Products or otherwise of any intellectual property right. (c) **Buyer Remedy.** Omron's sole obligation hereunder shall be, at Omron's election, to (i) replace (in the form originally shipped with Buyer responsible for labor charges for removal or replacement thereof) the non-complying Product, (ii) repair the non-complying Product, or (iii) repay or credit Buyer an amount equal to the purchase price of the non-complying Product; provided that in no event shall Omron be responsible for warranty, repair, indemnity or any other claims or expenses regarding the Products unless Omron's analysis confirms that the Products were properly handled, stored, installed and maintained and not subject to contamination, abuse, misuse or inappropriate modification. Return of any Products by Buyer must be approved in writing by Omron before shipment. Omron Companies shall not be liable for the suitability or unsuitability or the results from the use of Products in combination with any electrical or electronic components, circuits, system assemblies or any other materials or substances or environments. Any advice, recommendations or information given orally or in writing, are not to be construed as an amendment or addition to the above warranty. See <http://www.omron247.com> or contact your Omron representative for published information.
14. **Limitation on Liability; Etc.** OMRON COMPANIES SHALL NOT BE LIABLE FOR SPECIAL, INDIRECT, INCIDENTAL, OR CONSEQUENTIAL DAMAGES, LOSS OF PROFITS OR PRODUCTION OR COMMERCIAL LOSS IN ANY WAY CONNECTED WITH THE PRODUCTS, WHETHER SUCH CLAIM IS BASED IN CONTRACT, WARRANTY, NEGLIGENCE OR STRICT LIABILITY. Further, in no event shall liability of Omron Companies exceed the individual price of the Product on which liability is asserted.
15. **Indemnities.** Buyer shall indemnify and hold harmless Omron Companies and their employees from and against all liabilities, losses, claims, costs and expenses (including attorney's fees and expenses) related to any claim, investigation, litigation or proceeding (whether or not Omron is a party) which arises or is alleged to arise from Buyer's acts or omissions under these Terms or in any way with respect to the Products. Without limiting the foregoing, Buyer (at its own expense) shall indemnify and hold harmless Omron and defend or settle any action brought against such Companies to the extent based on a claim that any Product made to Buyer specifications infringed intellectual property rights of another party.
16. **Property; Confidentiality.** Any intellectual property in the Products is the exclusive property of Omron Companies and Buyer shall not attempt to duplicate it in any way without the written permission of Omron. Notwithstanding any charges to Buyer for engineering or tooling, all engineering and tooling shall remain the exclusive property of Omron. All information and materials supplied by Omron to Buyer relating to the Products are confidential and proprietary, and Buyer shall limit distribution thereof to its trusted employees and strictly prevent disclosure to any third party.
17. **Export Controls.** Buyer shall comply with all applicable laws, regulations and licenses regarding (i) export of products or information; (ii) sale of products to "forbidden" or other proscribed persons; and (iii) disclosure to non-citizens of regulated technology or information.
18. **Miscellaneous.** (a) **Waiver.** No failure or delay by Omron in exercising any right and no course of dealing between Buyer and Omron shall operate as a waiver of rights by Omron. (b) **Assignment.** Buyer may not assign its rights hereunder without Omron's written consent. (c) **Law.** These Terms are governed by the law of the jurisdiction of the home office of the Omron company from which Buyer is purchasing the Products (without regard to conflict of law principles). (d) **Amendment.** These Terms constitute the entire agreement between Buyer and Omron relating to the Products, and no provision may be changed or waived unless in writing signed by the parties. (e) **Severability.** If any provision hereof is rendered ineffective or invalid, such provision shall not invalidate any other provision. (f) **Setoff.** Buyer shall have no right to set off any amounts against the amount owing in respect of this invoice. (g) **Definitions.** As used herein, "including" means "including without limitation"; and "Omron Companies" (or similar words) mean Omron Corporation and any direct or indirect subsidiary or affiliate thereof.

## Certain Precautions on Specifications and Use

1. **Suitability of Use.** Omron Companies shall not be responsible for conformity with any standards, codes or regulations which apply to the combination of the Product in the Buyer's application or use of the Product. At Buyer's request, Omron will provide applicable third party certification documents identifying ratings and limitations of use which apply to the Product. This information by itself is not sufficient for a complete determination of the suitability of the Product in combination with the end product, machine, system, or other application or use. Buyer shall be solely responsible for determining appropriateness of the particular Product with respect to Buyer's application, product or system. Buyer shall take application responsibility in all cases but the following is a non-exhaustive list of applications for which particular attention must be given:
  - (i) Outdoor use, uses involving potential chemical contamination or electrical interference, or conditions or uses not described in this document.
  - (ii) Use in consumer products or any use in significant quantities.
  - (iii) Energy control systems, combustion systems, railroad systems, aviation systems, medical equipment, amusement machines, vehicles, safety equipment, and installations subject to separate industry or government regulations.
  - (iv) Systems, machines and equipment that could present a risk to life or property. Please know and observe all prohibitions of use applicable to this Product.
 NEVER USE THE PRODUCT FOR AN APPLICATION INVOLVING SERIOUS RISK TO LIFE OR PROPERTY OR IN LARGE QUANTITIES WITHOUT ENSURING THAT THE SYSTEM AS A WHOLE HAS BEEN DESIGNED TO ADDRESS THE RISKS, AND THAT THE OMRON'S PRODUCT IS PROPERLY RATED AND INSTALLED FOR THE INTENDED USE WITHIN THE OVERALL EQUIPMENT OR SYSTEM.
2. **Programmable Products.** Omron Companies shall not be responsible for the user's programming of a programmable Product, or any consequence thereof.
3. **Performance Data.** Data presented in Omron Company websites, catalogs and other materials is provided as a guide for the user in determining suitability and does not constitute a warranty. It may represent the result of Omron's test conditions, and the user must correlate it to actual application requirements. Actual performance is subject to the Omron's Warranty and Limitations of Liability.
4. **Change in Specifications.** Product specifications and accessories may be changed at any time based on improvements and other reasons. It is our practice to change part numbers when published ratings or features are changed, or when significant construction changes are made. However, some specifications of the Product may be changed without any notice. When in doubt, special part numbers may be assigned to fix or establish key specifications for your application. Please consult with your Omron's representative at any time to confirm actual specifications of purchased Product.
5. **Errors and Omissions.** Information presented by Omron Companies has been checked and is believed to be accurate; however, no responsibility is assumed for clerical, typographical or proofreading errors or omissions.